

# family friend pages YEARBOOK

family  
friend  
pages



Express pride, love and congratulations to the soon-to-be CCHS graduate in your life with a personal ad in the yearbook. Select the desired size and personalize the ad with your own message and photo(s).

Student's name: \_\_\_\_\_

Name of person placing ad: \_\_\_\_\_

Address: \_\_\_\_\_

Phone: \_\_\_\_\_ Email: \_\_\_\_\_

## Two ways to order your family message!

**Option 1.** To pay online & build your ad in one place, visit [www.yearbookordercenter.com](http://www.yearbookordercenter.com) & enter order number 13177. Choose **Buy a Yearbook Ad**. Tech support is 1-877-362-7750 just in case!!!!

**Option 2.** Not ready to buy & design fully online? How about this option: Check out the attached page for a **SUPER EASY collage making website!** For \$2.99 you can build a really funky collage that you would then email to us (and physically mail us your check for payment!) OR email us your pics & message to [cchsseniorads@gmail.com](mailto:cchsseniorads@gmail.com) & send us your check to have us build an ad for you! We're here to please - just get us pictures and a message and payment and we'll make it happen for you!

### Ad Information: Circle Your Size!

Full Page:	Color - \$400	B/W - \$300
1/2 Page:	Color - \$275	B/W - \$200
1/4 Page:	Color - \$175	B/W - \$125

**WANT A DISCOUNT? Purchase & submit your ad by October 31st and you'll get 10% off these prices!**

### Payment & Deadline - February 28, 2019

\_\_\_\_\_ a check for \$ \_\_\_\_\_ (make out to CCHS Yearbook)

#### SPACE IS SOLD ON A FIRST-COME, FIRST-SERVE BASIS!

Concord-Carlisle High School  
500 Walden St  
Concord, MA 01742

- You may email JPEG photos and text to [cchsseniorads@gmail.com](mailto:cchsseniorads@gmail.com). When you email an ad to us, please tell us what size it is.

- Please send us JPEG files or high res PDF images. Please do NOT send in Word, PowerPoint, or Publisher files, as these do not work for professional printing. Please don't send us valuable hard copy photos!

- All ads will be kept secret until the yearbooks are distributed in the fall. Questions? Contact us at [cchsseniorads@gmail.com](mailto:cchsseniorads@gmail.com)

wish you knew how to

# MAKE YOUR OWN AD?

give this a try!

We discovered a great collage-making website called postermywall.com that allows you to build high resolution collage pages filled with as many pictures as you wish. For \$2.99 you can download a high-res version of your design and simply send it to us! You can go to this website and build your design for free; you only buy it if you like it! Give yourself a few minutes to play around with the dragging of photos and the manipulation of text, and you'll be amazed at what you can do. And once you've built the ad that you like, simply pay for the \$2.99 version of it and give that to us! Let us walk you through getting started - and then you can play to your heart's content!

- 1 Go to [www.postermywall.com](http://www.postermywall.com) & click on "Create A Design" on the homescreen.

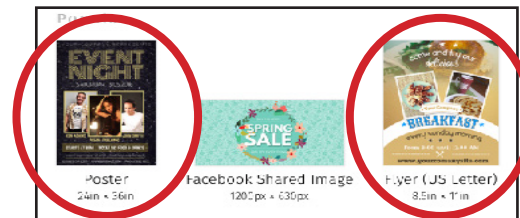


- 2 Choose the option to begin with a "Blank Canvas" template.



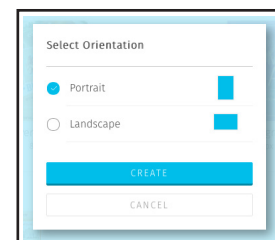
- 3 Decide what size you would like your ad to be and select the appropriate design type.

Full Page - Select FLYER  
Half Page - Select POSTER  
Quarter Page - Select FLYER

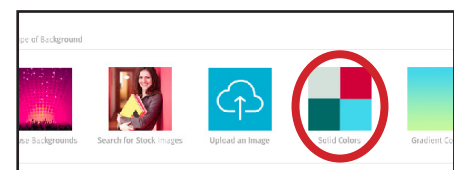


- 4 This step is CRITICAL. Indicate whether your space needs to be horizontal or vertical.

Full Page - Select PORTRAIT  
Half Page - Select LANDSCAPE  
Quarter Page - Select PORTRAIT



- 5 After you have chosen the orientation of your ad, choose the background color by selecting "Solid Colors". Pick your color and hit "Apply". No need to stress about this color now, you can always change it while you are designing your ad.



- 6 Now you're ready to create. Click on "Photo" or "Text" to add items to your page. You can also choose the "Background" button to change the background color of your ad. Get playing and have fun!

- 7 You'll see a button after you pay \$2.99 that says "Download JPG File". Please download this high-res file and attach it to an email to [cchseniorads@gmail.com](mailto:cchseniorads@gmail.com). Please include your **username & password** for postermywall in the email just in case we need to grab anything from the site for you!

